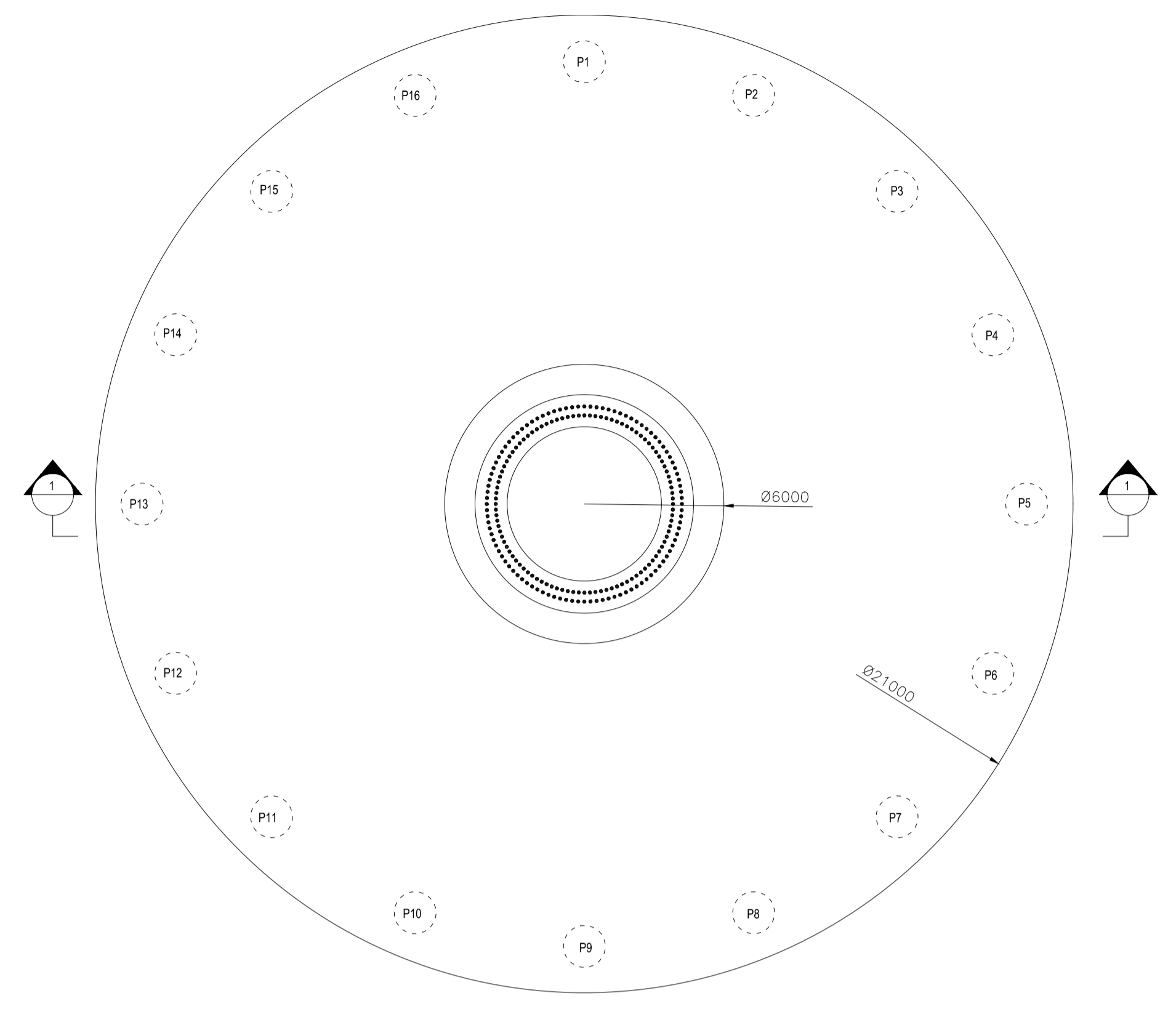
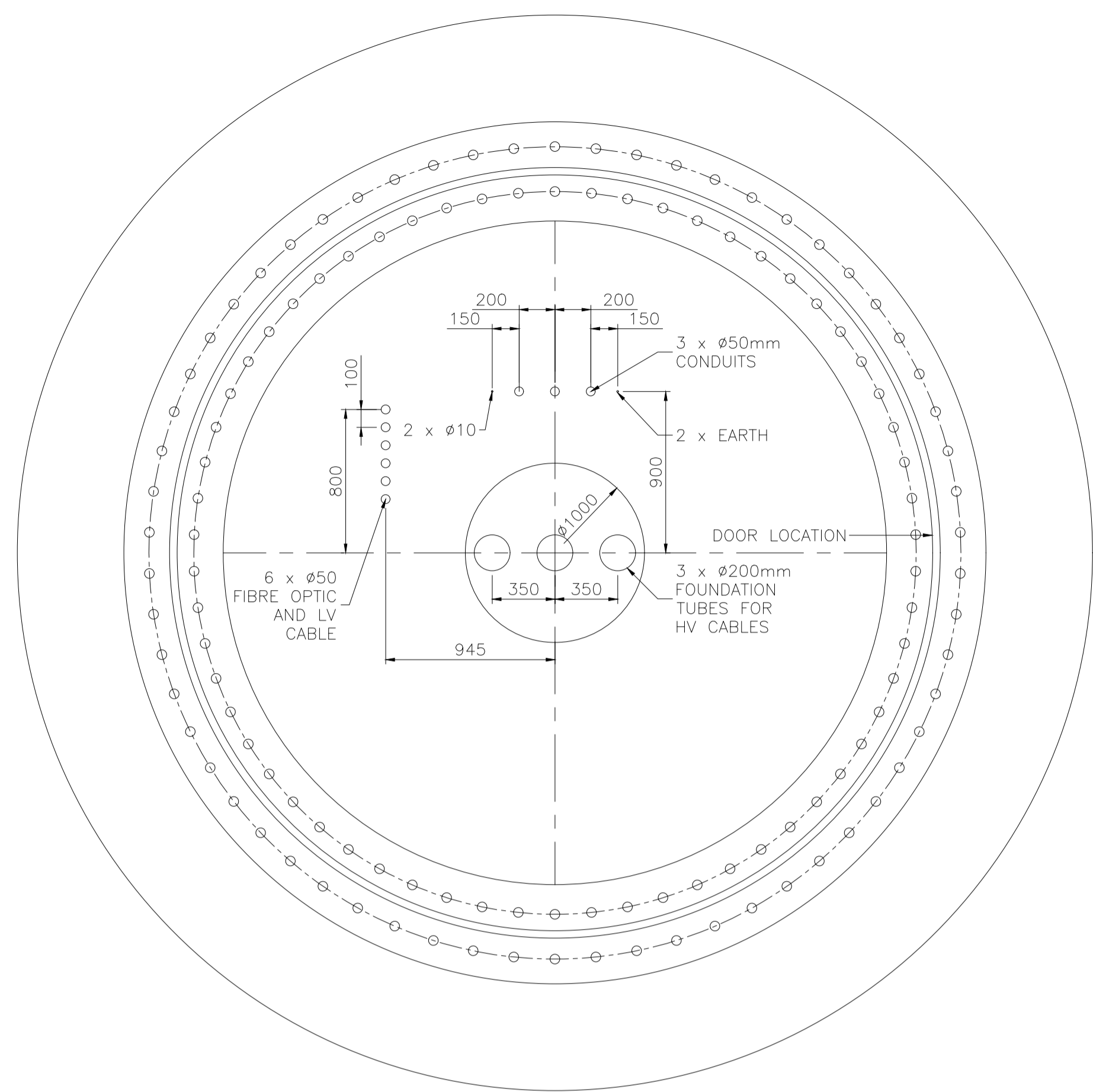


- NOTES:**
1. ALL DRAWINGS ARE TO BE READ IN CONJUNCTION WITH ALL RELEVANT SPECIFICATIONS.
 2. ANY DISCREPANCIES BETWEEN THESE DOCUMENTS SHALL BE BROUGHT TO THE ATTENTION OF THE ENGINEER.
 3. ALL DIMENSIONS ARE IN MILLIMETRES UNLESS NOTED OTHERWISE
 4. ALL LEVELS ARE RELATIVE TO AN ARBITRARY DATUM OF 0.000M AT EXISTING GROUND LEVEL AT THE CENTRE OF THE FOUNDATION.
 5. DRAWINGS ARE NOT TO BE SCALED.

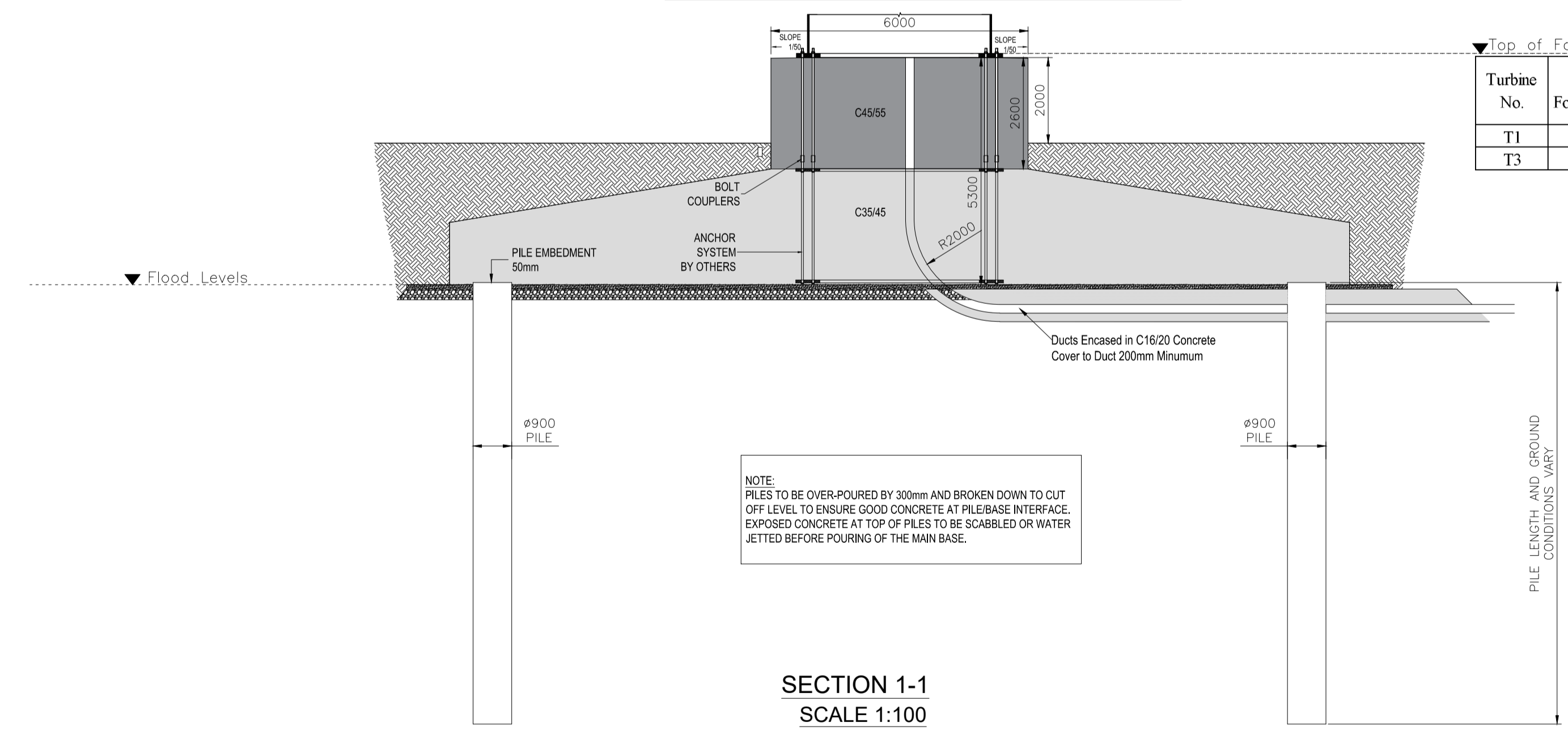


FOUNDATION PLAN
SCALE 1:100



TYPICAL DUCT ARRANGEMENT
SCALE 1:25

Top of Foundation Level Varies Refer to Table



SECTION 1-1
SCALE 1:100

Turbine No.	Turbine Foundation Type	Existing Ground Level at Turbine Location	Hardstand Finished Level (m) Construction	Top of Foundation
T1	Piled	67.761	68.000	68.150
T3	Piled	69.257	69.000	69.150



© COPYRIGHT OF
JENNINGS O'DONOVAN AND PARTNERS LIMITED
FINISKILIN
SLIGO
IRELAND
Tel (+353) 719 161 416
Email. info@jodireland.com
www.jodireland.com
@JOD_Sligo | Jennings O'Donovan & Partners | Jennings O'Donovan

Notes
1. REFER TO NOTES ABOVE

Rev.	Date	Amendments	D	C	A
P01	11-2025	Issued for Planning	A	G	J.D. C.G.

Project
Carrigeen Renewable Energy
Development, Co. Roscommon
Client
Carraigín Power Ltd.

Title
PROPOSED PILE TURBINE FOUNDATION
DETAILS

Issue Details		Office Use Only	
Surveyed:	- Information	Drawing Number:	
Drawn:	A.G. Approval	6575-JOD-CGWF-XX-DR-C-502	
Checked:	J.D. Tender	Job Ref.	Date.
Approved:	C.G. Construction	6575	Mar 2026
Scale: As Shown (A1)	Record	Rev.	-